

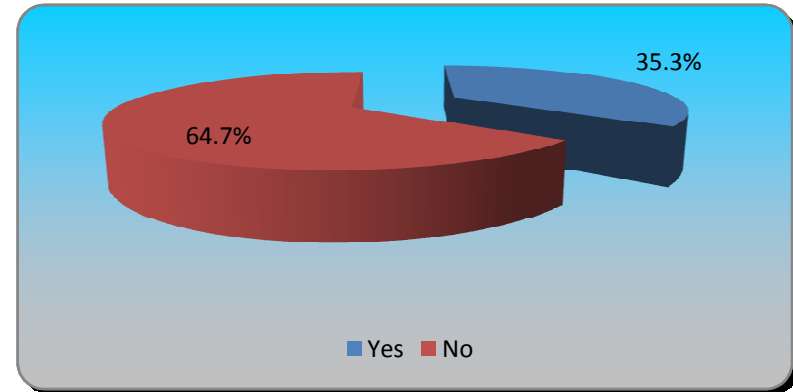
Turning Graphical Results by Question

Session Name: New Session 03-09-12 21-13

Created: 04/09/12 09:17


1.) Maintain an open housing register for all? (multiple choice)

	Responses	
Yes	12	35.29%
No	22	64.71%
Totals	34	100%



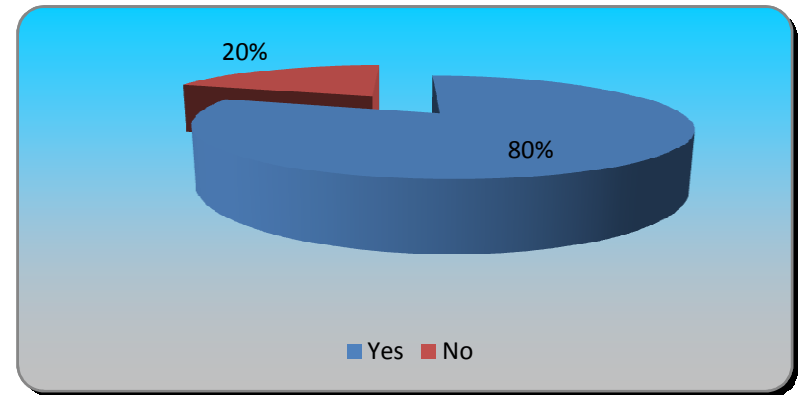
2.) A Local Connection to Wiltshire is required to join? (multiple choice)

	Responses	
Yes	18	54.55%
No	15	45.45%
Totals	33	100%



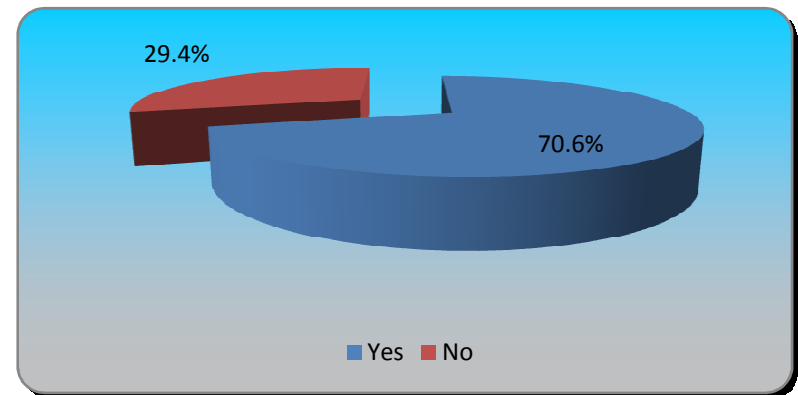
**3.) Priority to those with a local connection to an area?
(multiple choice)**

	Responses	
Yes	24	80%
No	6	20%
Totals	30	100%

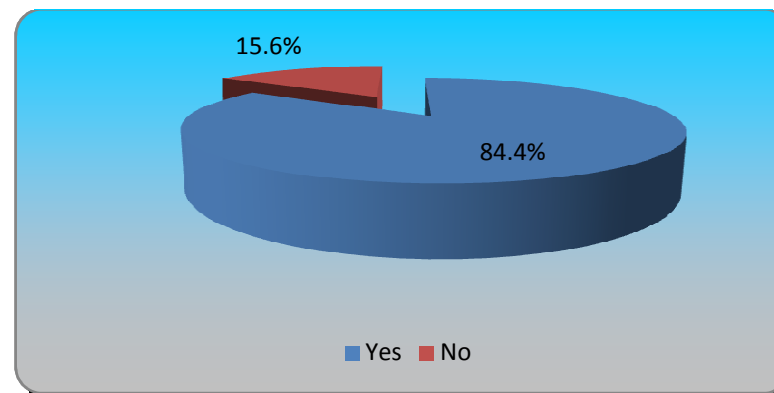


4.) Employed in the area? (multiple choice)

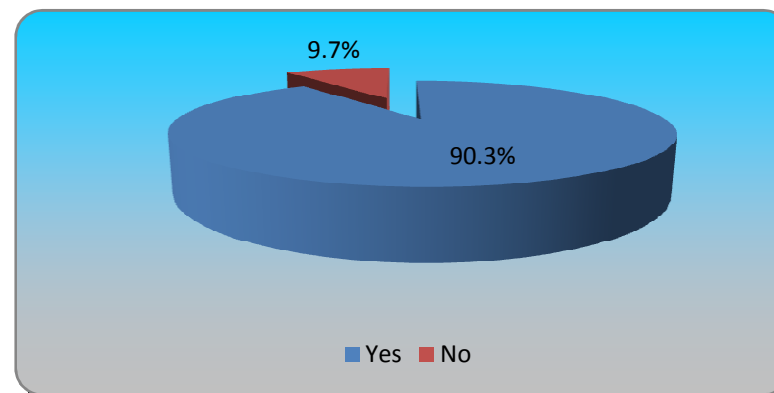
	Responses	
Yes	24	70.59%
No	10	29.41%
Totals	34	100%



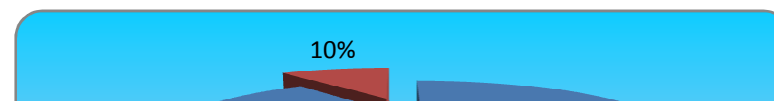
5.) Lives or previously lives in the area? (multiple choice)		Responses	
Yes	27	84.38%	
No	5	15.62%	
Totals	32	100%	



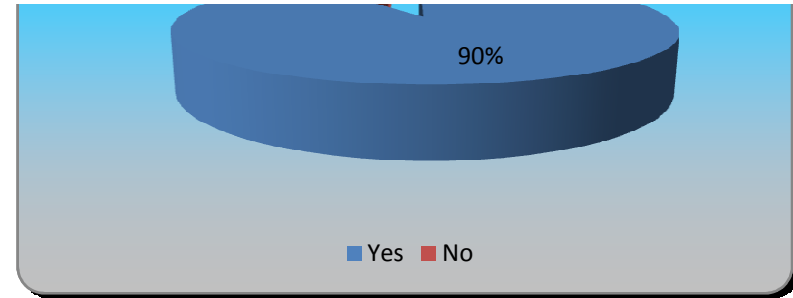
6.) Family currently resides in the area? (multiple choice)		Responses	
Yes	28	90.32%	
No	3	9.68%	
Totals	31	100%	



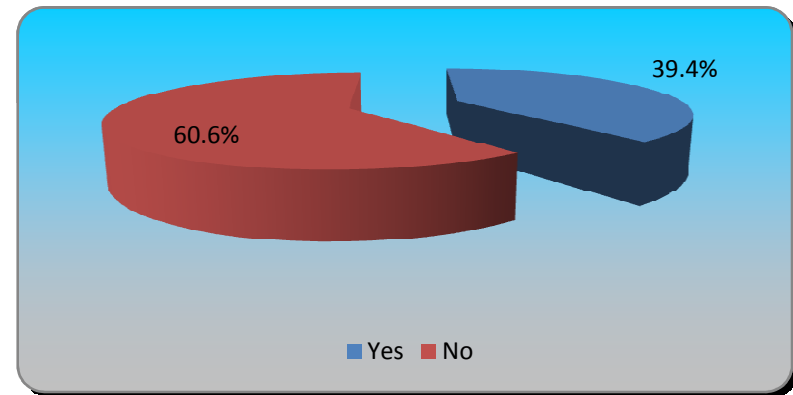
7.) Under occupation? (multiple choice)		Responses	
Yes	27	90%	
No	3	10%	




Totals 30 100%


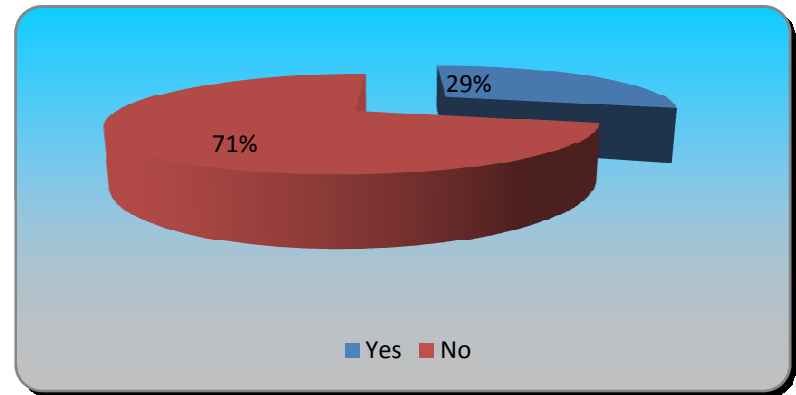
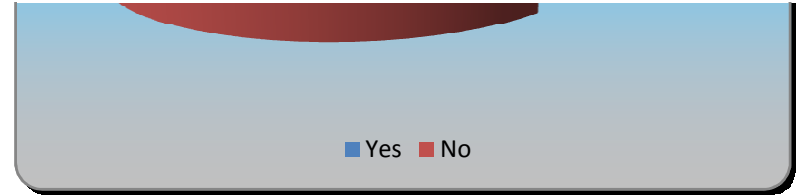


<u>8.) Employment? (multiple choice)</u>		<u>Responses</u>	
Yes	13	39.39%	
No	20	60.61%	
Totals	33	100%	



<u>9.) Training? (multiple choice)</u>		<u>Responses</u>	
Yes	12	37.50%	
No	20	62.50%	
Totals	32	100%	





10.) Those who volunteer in the community? (multiple choice)

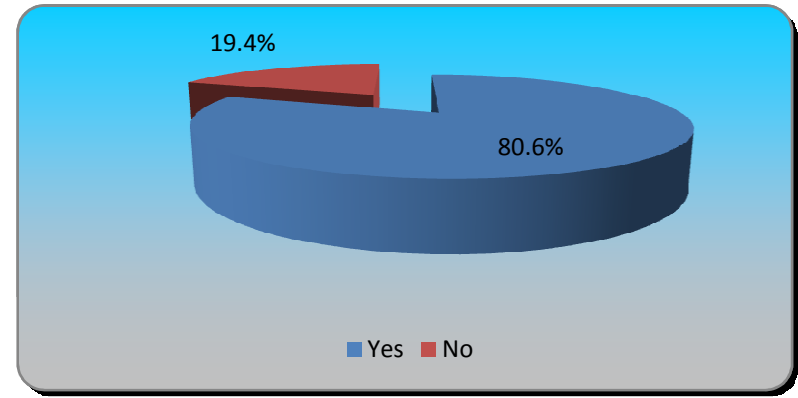
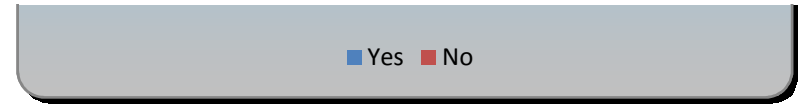
	Responses	
Yes	9	29.03%
No	22	70.97%
Totals	31	100%

11.) Those with no identified housing need? (multiple choice)

	Responses	
Yes	21	63.64%
No	12	36.36%
Totals	33	100%

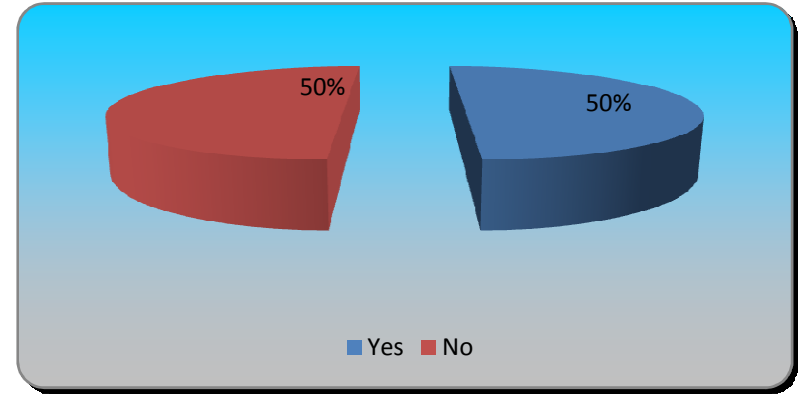
**12.) Those evicted or caused severe anti-social behaviour?
(multiple choice)**

	Responses	
Yes	25	80.65%
No	6	19.35%
Totals	31	100%



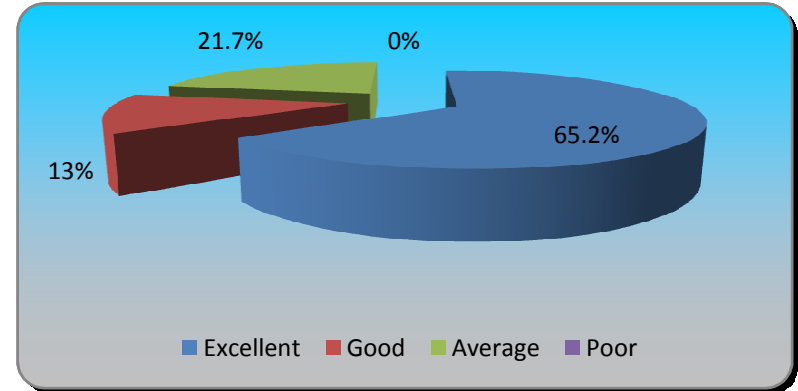
13.) Those with significant rent arrears? (multiple choice)

	Responses	
Yes	16	50%
No	16	50%
Totals	32	100%



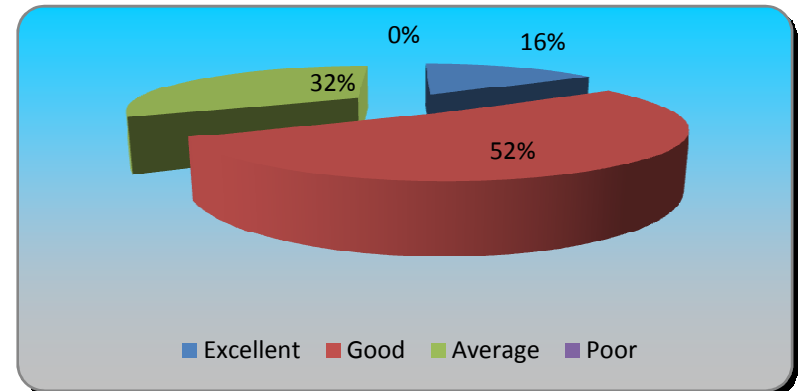
14.) How do you rate the venue? (multiple choice)

	Responses	
Excellent	15	65.22%
Good	3	13.04%
Average	5	21.74%
Poor	0	0%
Totals	23	100%



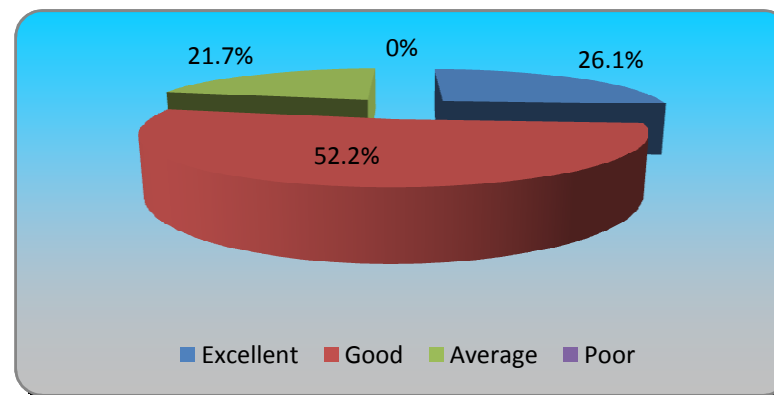
15.) How do you rate the agenda? (multiple choice)

	Responses	
Excellent	4	16%
Good	13	52%
Average	8	32%
Poor	0	0%
Totals	25	100%



16.) How would you rate tonight's presentations? (multiple choice)

	Responses	
Excellent	6	26.09%
Good	12	52.17%
Average	5	21.74%
Poor	0	0%
Totals	23	100%



17.) How would you rate the meeting overall? (multiple choice)

	Responses	
Excellent	2	9.52%
Good	11	52.38%
Average	8	38.10%
Poor	0	0%
Totals	21	100%

